



Myrtl Routine



The Myrtl routine gets its name because it focuses on your “hip girdle”. All the exercises in this routine either strengthen or help provide a greater range of motion in this area.

1. Clams



Lie on your side and make a 45-degree angle with your knees. Bending from the hip, move your leg up to 60 degrees, making your legs look like a clamshell opening up. Lower and repeat. Complete 8 reps on each side.

2. Lateral Leg Raise



Lie on your side with your leg straight. Lift your leg to 45 degrees and then lower. Complete 5 reps with a neutral foot, 5 reps with your toe pointed toward the ground and 5 reps with your toe pointed to the sky.

3. Donkey Kicks



Start in a table position. Bring one knee as close to your chest as possible, then kick your foot back and try to “hook” your foot over your back. Complete 8 reps on each side.

4. Donkey Whips



Start in a table position. Extend your foot behind you without locking your knee. Swing your foot and leg to the side for 5 reps. Repeat on the other side.

5. Fire Hydrant



Start in a table position. Lift your leg so that your knee, lower leg and foot are at the same height as your back. Complete 8 reps on each side.

6. Knee Circle, Forward



Start in a table position, but with your knees at a 45-degree angle. Lift your leg so that your knee, lower leg and foot are at the same height as your back and make a circular motion with the knee. Complete 5 reps then switch legs.

7. Knee Circle, Backward



Start in a table position, but with your knees at a 45-degree angle. Lift your leg so that your knee, lower leg and foot are at the same height as your back. Reach your leg back, then sweep your leg down to make a circular motion with your knee. Complete 5 reps then switch legs.

8. Hurdle Trail Leg, Forward



With your hands on the wall or fence, stand on your left foot and pretend that you are skimming your right foot over a hurdle at hip height. Start with 5 reps; you can increase your reps as you gain strength. Repeat on opposite leg.

9. Hurdle Trail Leg, Backward



With your hands on the wall or fence, stand on your left foot and drive your right knee up so that your thigh is parallel to the ground. Then move your foot behind you and pretend that you are skimming your right foot over a hurdle at hip height. Start with 5 reps; you can increase your reps as you get stronger. Repeat on opposite leg.

10. Lateral Leg Swing



Facing a wall with your feet hip width apart, swing your right leg parallel to the wall. Your foot should reach hip height when you swing it to the right and the height of your left knee when you swing it left. Keep your swing leg straight. Complete 10 reps then switch sides.

11. Linear Leg Swing



Stand perpendicular to the wall and swing your right leg in front and behind you. Remember to keep your body tall. Complete 10 reps then switch sides.

12. Linear Leg Swing, Bent Knee



Position yourself as if you are going to do a linear leg swing, but with a 90-degree angle at the knee. Swing your leg in front and behind. Complete 10 reps, then switch legs.